



PRESIDENT'S CORNER: Greyhound Lingo, A Primer By Barbara Hansen, With photos courtesy of Will Harrington, Jess Harmon, & Brody

You finally adopted a retired racing greyhound. You've read all the books, had your reference check, phone screen and home visit. You've received a massive amount of information about the uniqueness of greyhounds and you've asked a gazillion questions. Now you and your greyhound companion can embark on a life together.

As you attend various greyhound events with your greyhound, you may hear some interesting conversations.

"I have a velcro dog."

"What a roo-fest I had last night."

"Are you going to chip?"

Yes, greyhounds and their humans have a unique language to describe those equally unique greyhound characteristics and behaviors. Below is a helpful primer on some of that greyhound lingo. Once you know the lingo, you too can join in with the conversation! And you can add a few new words of your own. Have fun and enjoy.



Chatter, Chattering: Clicking the lower jaw against the upper, the contact of the teeth make a clicking sound. Some greyhounds are very loud and others are whisper quiet. A sign of excitement in a happy way.

Nitting: Nibbling on a human's skin as a sign of great happiness (not aggressive). It can be hard enough to cause a bruise, but is meant with great affection.

Air Snapping: Same reason

as chattering or nitting- happiness and excitement. It looks like the greyhound is biting/snapping at the air.

Roach, Roaching: A greyhound laying upside down, on his/her back, front legs in the air, back legs spread and in the air. Looks like a dead cockroach with its legs straight up in the air. The greyhound is truly relaxed when roaching.

Ticking: Colors and patterns for greyhounds have unique descriptors- gray is "blue," light tan is "fawn," dark tan is "red," and small spots in the fur are "ticking." Ticking is usually a dark color, mostly black.

Bald Thigh Syndrome (BTS): The loss of fur on the buttocks of a greyhound, usually caused by poor track bedding and/or frequent crated trips to/from the track.

In This Issue of The Skinny...

GROOMING GREYHOUNDS

By Jane Shivan...p.2

A YEAR WITH BRODY

By Will Harrington, Jess Harmon...p.3

POSITIVE REINFORCEMENT SCHOOLS...p.4

SEASON SONG

By Christine Payack...p.5

GREYT BITES

By Carling Uhler...p.5

GREYHOUNDS REACH THE BEACH

By Barbara Schmidt, Lucy Kon...p.5

GREYHOUNDS OUT & ABOUT...p.6

HALLOWEEN HOUNDS...p.7

GW PICNIC...p.8

SVELTE & SKINNY

Written by Jane Shivan/

Illustrated by Joanna Barnum...p.8

Nuzzling: When a greyhound buries his head with that long nose right into a human's lap, and then pushes, roots, "nuzzles."

Leaning: A greyhound's version of a hug. A show of affection and trust. The greyhound leans his/her body into a human's body. Note to human- have your feet firmly planted on the ground!

Poofing: A greyhound puffs his/her cheeks and then exhales making a faint "poof" or "foof" sound, usually when laying/sleeping. Indicates a very relaxed state of bliss.

Trancing: A greyhound creeps ever so slowly as he/she lets an object lightly touch/pass across his/her back. The object can be tree limbs, a bush, tablecloth, hanging clothes. It's the very light touch across the back of the greyhound that causes a trance-like state, very pleasurable.

Roo, Rooping: Similar to a howl but much more melodious. Add one or two more greyhounds, and they will all sing with reckless abandon, usually in harmony, enjoying the "rooping" sounds each is making.

Zoomies: A happy "attack" of 45 m.p.h. running, romping, twirling, spinning, leaping. It comes out of nowhere, lasts for a minute or two, and then ends...usually with a nice long nap.

Chip, Chipping: "Greyhounds are like potato chips, you can't have just one." Chipping is adopting a second, third, fourth...etc. greyhound. Of course you have room for just one more!

Escaped Tongue Syndrome (ETS): An "affliction" of a very happy, relaxed, and content greyhound usually seen while sleeping. The tongue aimlessly hangs out of the mouth, with or without drool.



Gotcha Day: The day a greyhound is adopted by his/her human, celebrated each year.

Helicoptering: A greyhound tail going in circles rather than back 'n' forth. A sign of a very excited greyhound. Caution- some helicoptering results in "happy tail."

Happy Tail: An extremely happy greyhound who wags his/her tail so much that the tip of the tail hits something hard. This causes the tip of the tail to break open and bleed. A difficult area to treat and not really all that "happy."

Needle Nose: The typical greyhound nose- long, narrow, pointy- perfect to greet you with.

Roman Nose: Not so typical greyhound nose- usually broad and high on top as to form a wide bridge- great for nuzzling.

Bertillion: National Greyhound Association official registration document that provides the greyhound's name, tattoos, date of birth, owner, pedigree and markings...right down to the toenails.

Tuck: The thinnest area on the underside of a greyhound just before the hind legs.

Greyhound Scream of Death (GSOD): Ear piercing, heart stopping scream of agony from your greyhound, 99.9% of the time a result of a totally benign non-life threatening event such as wet grass between the toes or laying on top of a toy. Think Drama Queen! Greyhounds are stoic, so when they are in real pain, they are usually quiet.

Scratch: A greyhound scratch, usually in a quick, furious action. Best on the ears or at the base of the tail. If done at the base of the tail, may produce the spontaneous hind-leg twitching.

Blue Slip: National Greyhound Association transfer of ownership form.

Velcro-dog: A greyhound that follows his/her human everywhere, from room to room, upstairs and downstairs.

Parrot Mouth: Greyhounds are known for their over bites. Ones with an exceptionally large over bite are known as having a "parrot mouth." Move over Jimmy Buffet!

GROOMING GREYHOUNDS By Jane Shivan

Compared to hairy breeds, greyhound grooming takes just a few minutes each week. It's still important to spend those few minutes for the health and happiness of your hound. Here's a quick top-to-bottom guide to taking care of your greyhound's grooming needs.

Ears should be felt and checked- are they clean and healthy? Visible wax can be removed with a cotton ball dabbed with baby oil, or ear cleaning pads from the pet store. Never use alcohol or hydrogen peroxide to clean the ears. These substances will damage the ear leather. Always use an ear cleaning solution specifically made for dogs or the mentioned baby oil. Don't use cotton swabs or dig deep in your dog's ears as you can injure the ear drum and canal. Signs of infection or ear mites include unpleasant odor, discharge, or scratching at ears and excessive

shaking of ears. If you are concerned, have your vet check your greyhound's ears.

Brush your greyhound with a soft bristle brush, grooming mitt, or rubber brush. Brush from the head and neck down toward the tail, and down each leg, following the flow of the hair. Brushing removes loose hair, stimulates hair growth, and keeps your hound's skin healthy. As you brush, check the skin for any scrapes and bruises. Check for ticks, and signs of fleas. Handle your greyhound's paws and check the pads for cuts and scrapes, corns, or seeds and burrs that might have been caught between the pads on a walk.


Your greyhound does not need frequent baths. In fact, as they have very little oil in their skin, frequent bathing would dry out the skin. When you bathe your grey, be sure to use a gentle canine shampoo and rinse, rinse, rinse. The water temperature should be lukewarm- too hot or too cold will shock your greyhound. It helps to have a second person to help you when you bathe your dog. Use a rubber mat in the tub to provide a secure footing, and be careful not to get water in your hound's eyes, ears, or nose. Be sure to dry your greyhound thoroughly to avoid chills.

Most greyhounds are used to having their nails trimmed while they stand. Either dog nail clippers or a rotary tool (like a Dremel) can be used. If you're not sure how to trim or grind your greyhound's nails, ask your vet or local dog groomer to show you. Or bring your dog, muzzle, and equipment to a GW open house and get help and advice from our expert volunteers! Long nails put pressure on the nail beds and may change how your greyhound walks and runs. The quick of the nail (the blood supply to the nail) will grow longer as the nail grows, increasing the risk of bleeding when you trim. The good news is that the quick will recede as the nail is shortened. If you trim a little each week, or every two weeks, both you and your dog will become used to the routine. Keep some styptic powder or corn starch available just in case you need to stop any minor bleeding.

How often do you brush your greyhound's teeth? A routine using doggie toothpaste and a soft doggie brush will keep your hound's teeth strong, slow tartar buildup and gum disease (gingivitis) and help delay the need for a dental cleaning or extractions under anesthetic. Talk to your vet about oral care products that could supplement tooth-brushing- for example, there are now gels and oral rinses available that may be useful. But none of these replace the need for a daily (ideally!) brushing.

Just a few minutes each day, each week, will make all the difference in our greyhound's comfort and happiness. And if you have trouble remembering, just think "ET Go Home Now?" for the Ears, Teeth, Greyhound Hair and Nails routine for those marvelous long-legged aliens in our lives.


A YEAR WITH BRODY By Will Harrington, Jess Harmon, & Brody



One year ago this November, my girlfriend Jess and I met Brody (FKA Chasmos Sage) and fell in love with the charming boy. We brought him to his forever home that night and he quickly settled into retired life and into our family. He easily learned to conquer stairs like a champ and was even comfortably roaching by his second night!

Bringing Brody home in the Fall was a joy. He loved the mild weather and exploring his new northern surroundings.

Brody wasn't sure how he felt about Winter- he loved the snow, but would go out of his way to avoid any icy patches on the sidewalk. They sure didn't have those down in Florida! On a few of our walks he even saw some nearby deer. As with other animals like dogs, squirrels, geese, and even foxes, Brody just looked on inquisitively and made no real attempt to give chase; though you can be sure I had that leash wound tightly around my hand!



Brody was so happy when Springtime rolled around; it meant no more heavy coats and, more importantly, no more ice! A favorite pastime became kite-watching, though I suspect he was eyeing up the families doing the flying. He adores people and they seem to love him back; he's always being complimented on his personality and his good looks.



Springtime also brought other fun experiences and interactions for Brody. We don't have a fenced-in yard, but Brody was able to experience a measure of freedom in Jess's parents' big enclosed backyard. Brody gets along well with the two dogs that live there, though he was overjoyed when he was allowed to run around without them under his feet.



Brody and his sister, our cat Ashlynn, get along fantastically. Before we brought Brody into our home we were wary about them being near one another, even though we saw him interacting pleasantly with your cats. Our worries turned out to be unfounded.

Last Summer, Brody experienced his first beach trip. He clearly loved the breeze and fearlessly walked in the surf. We celebrated his fifth birthday while at the beach, and although he asked for surfing lessons, I'm not quite sure he's ready. Brody is truly a joy. We can't imagine our lives without him. One thing is for sure, though; he is definitely our household's king of napping!



POSITIVE REINFORCEMENT SCHOOLS Recommended by Greyhound Welfare

Recommended Group Training Classes

Group Training will expose your dog to other breeds in a controlled environment, and help your dog learn to respond to commands with distractions. We recommend group classes (not private) for retired greyhounds as this will help with your dog's socialization while developing the skills you need to work with your dog for life.

Positively Dogs- Annapolis, MD; positively-dogs.com

You Silly Dog- Baltimore, MD; yousillydog.com

Dog Latin- Bethesda, MD; doglatindogtraining.com

Wiggle Butts- Brookville, MD; wigglebuttsdog.com

Clicker Savvy Canines- College Park, MD; clickersavvycanines.com

The Coventry School- Columbia, MD; thecoventryschool.com

Unleashed Joy- Ellicott City, MD; unleashedjoy.com

Peaceable Paws- Fairplay, MD; peaceablepaws.com

Canine Character- Frederick, MD; caninecharacter.com

Oriole Dog Training Club- Halethorpe, MD; orioledogclub.org

Smart Dog University- Mt. Airy, MD; smartdoguniversity.com

Your Dog's Friend- Rockville, MD; yourdogsfriend.org

Capital Dog Training Club- Washington, DC; cdtc.org

WOOFs!- Arlington, VA; woofsdogtraining.com

The Enlightened Dog- Chantilly, VA; theenlighteneddog.com

A Click Above, LLC- Leesburg, VA; aclickabovellc.com

All About Dogs, Inc.- Multiple Locations, VA; allaboutdogsinc.com

Private Training in Home

Many of the group training facilities listed above also offer private training. This is recommended for special needs eg. fearfulness, aggression, excessive shyness and/or behavioral issues. Check each website for the supported geographic area.

The Practical Pup, Lynn Pacenta- VA Area; thepracticalpup.com

One-on-One Dog Training, Laura Costas*- DC Area; 1on1dogtraining.com

Daniel's Dogs, Lisa Marie Daniel- DC Area; Danielsdogs.com

* Greyhound Experience

Dogs & Storks Programs

Search the Family Paws site for local trainers certified in preparing families with dogs for life with babies and toddlers. Webinars are also available.

Family Paws Education webinars & trainer list
familypaws.com

SEASON SONG By Christine Payack

My Argos,
Together we walk through the seasons of our lives,
Following your perfect prancing patterns.
From old home to new home, joy and bliss
Through grief, loss and change.
Together we weave through the seasons of our lives.
I trod. You always glide on elegant feet.
Hot pavement and heat
Crunchy fragrant leaves
Snow and slippery ice
Dawn and dusk
We cherish our routines.
Our home is where we are.

GREYT BITES: Three Ingredient Pumpkin Treats By Carling Uhler & Fuzzy

Not only will your hound love the taste of naturally sweetened pumpkin, but it also helps regulate digestion and is easy on their stomachs. These make a delicious and practical fall treat!

Ingredients:

1/2 cup pureed pumpkin (100% pumpkin, NOT pumpkin pie mix)
1 egg
1 1/2 cups flour

Directions:

Preheat oven to 350F degrees. Line a cookie sheet with parchment paper or non-stick cooking mat. In a medium mixing bowl, whisk the egg and pumpkin together. Add the flour and mix into a dough (you can do this with your hands). Once dough is formed, flour your work surface and roll out dough to a 1/4 inch thickness. Cut out shapes (I used dog bones!) and place them on cookie sheet. Re-roll any leftover pieces and finish cutting out shapes.



Place cookie sheet in oven and bake for 40 minutes. Cool the cookies so that they are crunchy (break in half to check). If treats aren't crunchy enough, put back in the oven for 5-10 minutes and allow to cool. Always make sure they are entirely cooled down before giving to your pooch.



Fuzzy approves of Pumpkin Treats.

GREYHOUNDS REACH THE BEACH: 2015 Edition By Barbara Schmidt and Lucy Kon

The surf was crashing against majestic blue skies this year as Greyhounds Reach the Beach celebrated its 21st year at Dewey Beach in Delaware. What a fantastic time it was! With over 700 registered attendees and approximately a thousand greyhounds, we took over the towns of Dewey and Rehoboth Beach.

There was plenty to do, with more than fifty vendors selling anything and everything a greyhound aficionado could ever want...from collars to beds, to apparel for hounds and humans alike. The event also featured top speakers from the greyhound and sighthound world, including behaviorists, veterinarians, counselors, adoption professionals, and international breed experts.

This was our tenth year attending the event and it was certainly one of the best. We really enjoyed shopping, meeting up with old friends and attending the Greyhounds in Art show. We especially loved being able to take nice walks on the beach each day with our three hounds Zachy, Lovey and Luna. The dogs really enjoyed the walks on the sand and sniffing mysterious objects from the sea. The weather was absolutely perfect and we were rewarded with some spectacular sunrises over the Atlantic.

We make a whole week's vacation out of this event, renting a townhouse just steps from the beach with other greyhound friends. The countdown to the next Greyhounds Reach the Beach has already started! Next year's gathering will be held October 6-8, 2016. If you want to learn more, check out www.grtb.org.

GREYHOUNDS OUT & ABOUT: Your Photos



Zane, Boo, Tucker, and Cian at Greyhounds Reach the Beach, Photo by Balance Photography.



Argos and Chris Payack.



Barbara & Lucy's Zachy enjoys the sunset.



Winston attended the Nationals game on 9/26 and was featured on their official Twitter and Instagram accounts, where he received over 5000 likes! (Sara Stahlberg)



Baxter, aged six, adopted from GW in December 2013. (Mark Rebstock)

HALLOWEEN HOUNDS: Your Photos



Here's a picture of my greyhound, Zelda, dressed as a flapper for Halloween. She went to Hillwood Estate, Museum & Gardens for the annual Spooky Pooch Halloween Parade. (Kathy Phelan)




Kalamata Olive ("Kala") getting ready to race! (FKA "Kiowa To Me") (Ashley Bender)



Steve is Bananas for Halloween (Sharon Hodgson)



My favorite picture of my boy, Tovah, on Halloween. Photo by Petra Postma. There may, or may not, have been some tweaking to the photo. (Fawn Friedman)



Maisie (FKA "Moonshine") as a cowgirl (Bonnie O'Keefe)

GW PICNIC: Event Photos



The hotdog eating contest was quite popular.



Wow, that's a lot of raffle tickets!

GREYHOUND WELFARE, INC.

Board of Directors

Don Spellmann, CHAIR
Kathy Pelech, SECRETARY
Barbara Hansen, PRESIDENT
Don Reichley, TREASURER

Officers/Coordinators

Barbara Hansen, PRESIDENT
Don Reichley, TREASURER
Kathy Pelech, ADOPTION COORDINATOR
Jenny Glenn, EVENT COORDINATOR
Nichole Zurgable, SCREENING COORDINATOR
Cynthia Wilber, TRAINING TEAM COORDINATOR
Cynthia Wilber, FOLLOW-UP COORDINATOR
Beverly Larison, MEDICAL COORDINATOR
Nichole Zurgable, VOLUNTEER COORDINATOR
Susan Griffen, HAUL COORDINATOR
Georgina Owen, FOSTER HOME ORGANIZER

The Skinny on Greyhound Welfare is a publication of Greyhound Welfare, Inc. Greyhound Welfare is a placement group for retired racing greyhounds. The group makes placements in the metropolitan Washington D.C area (Maryland, Virginia and DC). Greyhound Welfare is a 100% foster home group, which means that all our greyhounds live in real homes until they are placed. This helps us teach the dogs about their new world, and learn more about the individual dogs. Knowing our dogs well helps us greatly with our placement success.

Newsletter Staff

Jane Shivanan, MANAGING EDITOR
Joanna Barnum, GRAPHIC DESIGNER
Jeff Barber, CONTRIBUTING EDITOR
Carling Uhler, CONTRIBUTING EDITOR

Additional contributions by Greyhound Welfare adopters and friends.

To submit story and photo ideas, please send an email to newsletter@greyhoundwelfare.org.

To inquire about adopting a retired racing greyhound or volunteering with Greyhound Welfare, please visit our website at www.greyhoundwelfare.org.

SVELTE & SKINNY By Joanna Barnum

GREYHOUND HALLOWEEN COSTUMES



GANDALF THE GREY



DICK GREYSON



PICTURE OF DORIAN GREY



"TEA, EARL GREY, HOT."